


October 2017

West Virginia Watercolor Society



Newsletter



Next WVWS meeting Nov. 18

The next WVWS meeting is set for 12:30 p.m. on Saturday, Nov. 18, at the Panera Bread restaurant in Clarksburg. Panera Bread is located in the Eastpointe Shopping Center at 103 Emily Dr., Clarksburg, WV 26301.

At the meeting, members can drop off their entries for the upcoming All-Member Exhibition, which is set for December at Gallery 11 in Charleston.

The meeting will include a short presentation on how to make permanent watercolor paintings on frosted glass Christmas ornaments. Sounds like a great gift idea!

Contact Martha Reynolds at marthareynolds546@gmail.com if you have questions, or if you have a topic to add to the meeting agenda.

2017 All-Member Exhibition

WVWS will be holding its annual All-Member Exhibition at Gallery 11, located at 1025 Quarrier St. in downtown Charleston. The exhibition will run from Dec. 5-31, 2017. All WVWS members can display up to two paintings in the exhibition, and prizes will be awarded.

The show entry form is available for download from the WVWS website (www.wvwatercolorssociety.org).

New website under development

Work is still progressing, albeit slowly, with the new WVWS website. I'm working through figuring out an efficient presentation model for the member galleries that will seamlessly work on both desktop and mobile devices. I want to thank everyone for their patience.

The biggest change to the website is the reorganization of the home page as a dynamic list of news items, which will take the place of the old site's "News" page. Events and news items will appear on the home page, with the most recent information at the top, and older information toward the bottom. The items will also be tagged with category topics, such as "exhibitions," "news," and "member events." A "Filter by Topic" bar, located under the large rotating image, allows a filter to be applied if you want to see only the listings for a particular topic, again listed in chronological order. The "All" topic will show all posts. A "Current" tag will be added to those items which are currently relevant, and all previous items will remain on the site as part of a searchable archive.

To see how the site construction is going, visit www.wvwatercolorssociety.org.

WVWS members in exhibition

"Watermedia Trio," Sept. 9 - Oct. 10, at The Art Store in downtown Charleston features the works of WVWS members Pamela Gatens and Laurie Goldstein-Warren, as well as recent WVWS exhibition juror Chris Krupinski.

The Art Store is located at 233 Hale Street in downtown Charleston. Visit their website at <http://www.theartstorewv.com>.

Subscribe to the monthly WVWS e-publication


To subscribe to Color Splash, visit the Newsletter page on the WVWS website and find the link to the Color Splash subscription form.

Color Splash is released on the fifth day of each month. For members who don't have e-mail, this e-publication will not replace the newsletter. The WVWS newsletter is still produced regularly and mailed to members who want hard copies. Color Splash is bonus content. If you have questions, please let me know! — Kristen Colebank



Member News


Region I – Lou Riffe Gates

 **Debbie Lester** of Shady Springs is exhibiting paintings at gourmet food and wine shop Slight Indulgence, located at 3200 Collins Ferry Road, Morgantown, through the month of October.




“Two Watermen” by F. Dennis Clarke


Region III – Joy Cooper

 **F. Dennis Clarke** of Martinsburg won the Colson Art Printing Award at the 2017 Baltimore Watercolor Society Mid-Atlantic Regional Exhibition. The winning painting, “Two Watermen,” can be seen above.


Other WVWS members who had paintings accepted in the 2017 Mid-Atlantic Regional exhibition were **Patricia Helmick** of Fairmont, and **Nancy Kautz** of Harpers Ferry.

 **Kristen Colebank** of Wardensville and **Ronda Albright** of Martinsburg have had paintings accepted in the Virginia Watercolor Society’s 2017 juried exhibition, held at the Museum of the Shenandoah Valley, Winchester, Va., from Oct. 14, 2017, to Jan. 7, 2018. VWS, which maintains a strict residency requirement for their exhibitions, recently implemented a provisional membership category to allow border-area artists who were volunteering with the VWS local exhibition committee an opportunity to join VWS and submit an entry to the exhibition.

Region IV – Katy Crim


 **Jane C. Michael** of Morgantown is exhibiting at Slight Indulgence, located at 3200 Collins Ferry Road, Morgantown, this coming November and December. Jane has exhibited at Slight Indulgence before, and reports it is a wonderful venue, with owners and patrons who are enthusiastic about art.

Region V – Janet Hart




 Oglebay Institute’s Stifel Fine Arts Center juried 2017 Crosscurrents exhibition featured “West Virginia Flamingo,” a painting by **Jet Reger** of Wheeling on the cover of the exhibition program and in other public relations advertising earlier this summer. Also exhibiting in the annual show this summer were WVWS members **Janet Rodriguez** and **Laura Andreini**, both of Wheeling.

 **Debbie Sisson** of Ripley recently won a 2nd-place award at the “Go Wild” show at Parkersburg Art Center. Debbie also had two paintings in the recent “VIEWFINDERS: Landscapes Captured by West Virginia Artists,” exhibition at the Dickirson Gallery at Tamarack.

 **Janet Hart** of Wheeling had a painting accepted for the Pittsburgh Watercolor Society’s 71st annual International Aqueous Open 2017. Dates of the exhibition are Sept. 30 - Oct. 21 at Spinning Plate Gallery in Pittsburgh. In addition, Janet had a piece juried into the West Virginia Division of Culture and History’s 20th biennial Juried Exhibition, which will be on display at the Art Museum at WVU in Morgantown from Nov. 12, 2017, through January 2018.

Janet also participated in collage workshop at Cat’s Paw Art Studio in Wheeling on June 9.

 **Janet Hart** and **Janet Sheehan** took an all-day Frank Webb watercolor workshop May 17 in Steubenville, Ohio. There were about 16 participants in the class.



www.WaterColorPainting.com

This edition's featured watercolor website is **WaterColorPainting.com**. I'll share a brief description of the website and its purpose, excerpted from the website and edited for brevity, and then I'll list some of the reasons I believe the site is a valuable resource.

+++

Excerpted from the website and edited:

Since 1999, WatercolorPainting.com has been the go-to site for watercolor techniques, watercolor painting ideas and watercolor tutorials.

Our goal? Offer everything you need to know about watercolor painting in rich, easy-to-follow lessons. There are plenty of free tutorials available on the site, and we also sell online classes via our Watercolor University. Watercolor University helps visitors learn watercolor painting with detailed watercolor tutorials. Each online class features video, reference photos, supply lists and print-outs, taught by award-winning artists who are also great teachers. New watercolor videos are released regularly on the site.

-- Greg Conley, Website Founder

+++

What I like about the website:

■ There are 25 basic and fundamental STEP-BY-STEP PAINTING IDEAS. These range from cityscapes and seascapes to horses, foxes and rabbits; from human figures to lifelike lips; from barns and barn-houses to lighthouses, trees and flowers; from abstract to still lifes. These truly are step-by-step lessons that make wonderful tutorials for beginners, or refreshers for veteran painters.

■ There are 33 watercolor techniques for beginners, intermediate and advanced painters. These include

tutorials and video lessons, designed to inspire and get you started as you find your path. Among the techniques demonstrated are such diverse applications as scratching woodgrain textures with a knife; dry scratching for painting fur; abstract dripping and alcohol texturing; watercolor resists; and of course, all the commonly used techniques of salt sprinkles, tissue paper, stamping, spattering and spraying.

■ There are 24 watercolor lessons that detail a beginner's guide to painting supplies, the 6 crucial exercises for mastering brush control, color theory facts and basics, and the how-to's of stretching paper.

There is a beautiful tutorial on the Golden Spiral, with a discussion of the mathematical concepts that surround it. The color wheel essentials are included, as well as the importance of matting for optimal showcasing and defining your work. Sections on composition, lines and values are central to good products, and journaling is encouraged to highlight the artist's progress.

■ If one chooses to go further, then enrollment in the site's subscription-based Watercolor University may be appropriate. It is a way to learn from home, at a reasonable price, and for the painter who works full-time and cannot reasonably attend workshops, this seems like a viable alternative.

■ Finally, there is a Watercolor Shop supported by manufacturers, and the graphics here are very helpful in classifying brushes by size and learning about papers and paints.

Jane C. Michael
wwwsnews@gmail.com



Individual Member News for the West Virginia Watercolor Society Newsletter

Name _____ Region # _____

Address _____ Date _____

_____ Zip _____

Phone _____ E-mail _____

Please list any news items for the upcoming WVWS Newsletter. Return directly to the News Editor via snail mail. If you have news, fill this form out now! We love hearing about your accomplishments! Please type or print clearly and provide dates.

Current or Recent Exhibitions: _____

Recent Workshops: _____

Recent Trips: _____

Other _____

If you require more space, please use additional sheets. Thank you!

Please insert in an envelope and mail to:

Kristen Colebank, Newsletter Editor
P.O. Box 66, Wardensville, WV 26851